





Operation manual for Phosphate filter

The  **AQUA MEDIC phosphate filter** is a ready to use filtration system for aquaria to remove phosphates from fresh and sea water.

Phosphate (phosphorus) emerges from the decomposition of organic substances, i.e. remaining feed, excrements, dead plants, algae and micro organism.

Although phosphorus is an important cell component, higher loadings of it are harmful and lead to mass reproduction of algae. These problems are well-known not only from the aquaristic field but also from over-fertilized rivers and lakes. A reduction of increased phosphate loadings is necessarily required.

The  **AQUA MEDIC phosphate filter** is equipped with two tube connections and can be used as outside or inside filter. The filter is installed with the enclosed holder at a horizontal brace or the aquarium glass. The filter is connected via a tube with a pump of a maximum flow capacity of 1000 l/h. The flow direction is irrelevant.

The **phosphate filter** is filled with 1000 ml of **antiphos** which is -due to its high surface (1 g has approx. 200 square meters surface)- loaded with a big quantity of a phosphate binding material. It can bind phosphate in its pores in a way that it will not be rinsed out or dissolved through bacterial processes.

With **antiphos** a selective removal of phosphate from the aquarium water is possible. There is no risk of overdosing because the phosphate binding medium is anchored in the matrix of the carrier material.

Installation

The enclosed holder makes a simple installation of the filter in or at the aquarium possible. The upper holder plate and all screws have to be removed. Then the holder can be shoved on a horizontal brace in the aquarium or on an aquarium glass. It is fixed with two screws.


The phosphate filter can be connected with a separate flow pump or every standard outside filter via a 12/16 tube. The water flow should not exceed 1000 litres/hour. A slower water flow improves the absorption. Before the first operation the filter should be rinsed with water to avoid cloudings through possible residual particles of the filter material.

The granules included in the phosphate filter are suitable for fresh and sea water.

To evaluate the ideal replacement interval we recommend a regular control of the phosphate loadings in the aquarium. The material should be replaced when the loading is more than 0.3mg/l.


For the replacement of the granules, unscrew one of the two connecting piece and shake the used granules out. Residual particles are removed by rinsing with water. Then the filter can be filled with new material. So that the device shuts tightly, the thread has to be cleaned from remaining **antiphos** with water. Do not forget the sealing ring when screwing in the connecting piece!

Warranty

The  **AQUA MEDIC phosphate filter** is warranted for 12 months after date of purchase. Warranty only by proof of purchase with the original invoice.

Claims by improper use or violence will not be warranted.

Our obligation under this warranty is limited to the free of charge repair or replacement of defective parts. **antiphos** is a consumer material and excluded from this warranty.

 **AQUA MEDIC** is not liable for any consequential damages caused by the use of the product.

-Technical changes reserved- 07/1997